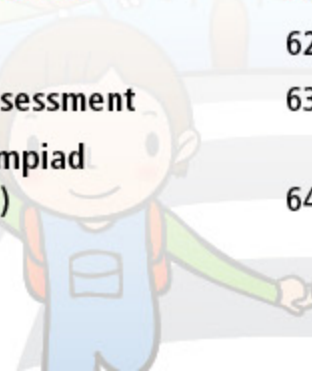




# CONTENTS



1. I am Smart	5	International Informatics Olympiad (Practice Questions)	65
What is a Machine?		A Story About Mobile Phones	67
What is a Computer?		Projects and Lab Activities	68
2. I am your friend	11		
Where are computers used?			
The uses of computers			
<b>Formative Assessment 1</b>	<b>17</b>		
3. Parts of my body	18		
The 4 parts of a computer and their functions			
<b>Formative Assessment 2</b>	<b>22</b>		
<b>Summative Assessment 1</b>	<b>23</b>		
4. Fun with the Keyboard	26		
Alphabet keys, Number keys, Enter key, Arrow keys, Backspace key, Delete key			
5. Fun with the Mouse	33		
Parts of a mouse, Holding the mouse correctly, The mouse pointer, Click, double-click, drag and drop			
<b>Formative Assessment 3</b>	<b>41</b>		
6. Fun with MS Paint	42		
Start Paint, Parts of a screen, Using colors, Shape Tools			
7. Fun with Tux Paint	49		
Start Tux Paint, Parts of a screen, Selecting a Starter Picture and coloring it			
<b>Formative Assessment 4</b>	<b>58</b>		
<b>Summative Assessment 2</b>	<b>59</b>		
Glossary	62		
Problem Solving Assessment	63		
National Cyber Olympiad (Practice Questions)	64		





### In this chapter

- What is a Machine?
- What is a Computer?

Hi! I am ZCZL. I have come from a far away Planet and my mission is to See and to Learn about Computers.



Rewind



Can you tell what these things are?



These are all things that are made by people that help us by:  
 (1) Doing the work fast (2) saving our time (3) Making our life easier.

They are called 

m	a	c	h	i	n	e	s
---	---	---	---	---	---	---	---



The teacher can help the children by showing them more machines in and around their classroom and home. This can also be done as a project.

## Progress Bar

Can you put a tick mark on the machines?



Remember to color the sections of the progress bar with the number of correct answers you got.



These are all

A machine that is very smart just like you and runs on electricity is

called a

**Why is a computer so smart?**





The word computer comes from the word "compute" which means "to calculate". So why do you think we call this smart machine a "computer"?

### Progress Bar

Fill in the blanks:

1. A computer is a  machine.
2. A computer can work very  .
3. It can do  things at a time.
4. A computer never makes  m  s  a  s  .
5. A computer makes work  .

There are many different types of computers.



Desktop



Laptop



Supercomputer



Tablet



Smart Phone



Ebook readers, gaming consoles and even calculators are also types of computers!

## **Megabytes**

- ❖ Machines are things made by people that make our life easier.
- ❖ Computers are smart machines.
- ❖ There are different types of computers.

**Vocabulary:** Smart machine, Computer, Desktop, Laptop, Tablet, Supercomputer, Smartphone.

## Exercise

### I. True or False

- |  |              |
|--|--------------|
| 1. A computer forgets informations.  | True / False |
| 2. A computer makes lots of mistakes.  | True / False |
| 3. A smartphone is also a computer.  | True / False |
| 4. A fan is also a smart machine.  | True / False |
| 5. Things that are made by people to make our work easy are called machines. | True / False |

### II. Complete the words:

Example

- |  |   |   |   |   |   |  |   |   |   |   |  |   |   |   |  |  |   |
|--|---|---|---|---|---|--|---|---|---|---|--|---|---|---|--|--|---|
| 1. <table border="1" style="display: inline-table; border-collapse: collapse; text-align: center; width: 150px; height: 25px;"><tr><td style="width: 20px; height: 20px;"></td><td style="width: 20px; height: 20px;"></td><td style="width: 20px; height: 20px;"></td><td style="width: 20px; height: 20px; text-align: center;">p</td><td style="width: 20px; height: 20px;"></td><td style="width: 20px; height: 20px;"></td><td style="width: 20px; height: 20px;"></td><td style="width: 20px; height: 20px; text-align: center;">r</td></tr></table> : a smart machine |   |   |   | p |   |  |   | r | <table border="1" style="display: inline-table; border-collapse: collapse; text-align: center; width: 100px; height: 25px;"><tr><td style="width: 20px; height: 20px;"></td><td style="width: 20px; height: 20px;"></td><td style="width: 20px; height: 20px; text-align: center;">t</td><td style="width: 20px; height: 20px;"></td><td style="width: 20px; height: 20px; text-align: center;">p</td></tr></table> |   |  | t |   | p |  |  |   |
|  |   |   | p |   |   |  | r   |   |   |   |  |   |   |   |  |  |   |
|  |   | t |   | p |   |  |   |   |   |   |  |   |   |   |  |  |   |
| 2. <table border="1" style="display: inline-table; border-collapse: collapse; text-align: center; width: 150px; height: 25px;"><tr><td style="width: 20px; height: 20px;"></td><td style="width: 20px; height: 20px;"></td><td style="width: 20px; height: 20px; text-align: center;">h</td><td style="width: 20px; height: 20px;"></td><td style="width: 20px; height: 20px; text-align: center;">n</td><td style="width: 20px; height: 20px;"></td></tr></table> : makes our life easy   |   |   | h |   | n |  | <table border="1" style="display: inline-table; border-collapse: collapse; text-align: center; width: 80px; height: 25px;"><tr><td style="width: 20px; height: 20px;"></td><td style="width: 20px; height: 20px;"></td><td style="width: 20px; height: 20px; text-align: center;">n</td></tr></table> |   |   | n |  |   |   |   |  |  |   |
|  |   | h |   | n |   |  |   |   |   |   |  |   |   |   |  |  |   |
|  |   | n |   |   |   |  |   |   |   |   |  |   |   |   |  |  |   |
| 3. <table border="1" style="display: inline-table; border-collapse: collapse; text-align: center; width: 150px; height: 25px;"><tr><td style="width: 20px; height: 20px;"></td><td style="width: 20px; height: 20px; text-align: center;">h</td><td style="width: 20px; height: 20px;"></td><td style="width: 20px; height: 20px;"></td><td style="width: 20px; height: 20px;"></td></tr></table> : helps to call<br>a person  |   | h |   |   |   | <table border="1" style="display: inline-table; border-collapse: collapse; text-align: center; width: 300px; height: 25px;"><tr><td style="width: 20px; height: 20px;"></td><td style="width: 20px; height: 20px; text-align: center;">m</td><td style="width: 20px; height: 20px;"></td><td style="width: 20px; height: 20px;"></td><td style="width: 20px; height: 20px;"></td><td style="width: 20px; height: 20px;"></td><td style="width: 20px; height: 20px; text-align: center;">p</td><td style="width: 20px; height: 20px;"></td><td style="width: 20px; height: 20px;"></td><td style="width: 20px; height: 20px;"></td><td style="width: 20px; height: 20px; text-align: center;">e</td></tr></table> |   | m |   |   |  |   | p |   |  |  | e |
|  | h |   |   |   |   |  |   |   |   |   |  |   |   |   |  |  |   |
|  | m |   |   |   |   | p  |   |   |   | e |  |   |   |   |  |  |   |

### III. Circle the different types of computers:



#### Update



The smartest computers in the world are called Supercomputers. India's supercomputer is called Param Yuva II.

### IV. Fill in the blanks using the help box given below:

1. A computer needs \_\_\_\_\_ to run on.
2. Computers that fit into our hands are known as \_\_\_\_\_.
3. The major difference between a human and a computer is a human beings ability to \_\_\_\_\_.

Help

think






electricity

Palmtops



## Project Work

- I. Look at the list given below and put a tick mark in the next three columns if you think that these things help us in these ways. Only an object that gets three tick marks is really a machine. Color only the names of the machines.

		Name of object	Does the work fast	Saves our time	Makes our life easier.
1.					
2.					
3.					
4.					
5.					

- II. Cut out pictures of different types of computers (only from newspapers and magazines, not from the internet). Stick them on a sheet of paper and label them. Title your work 'Types of Computers'. Write your name on the right lower corner of the sheet.

**Geek Rule:** A computer is a machine and not a toy. So don't play with it as it may get spoiled.