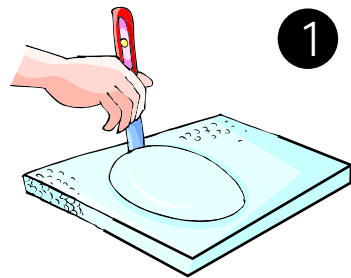



THERMOCOLE PAINTING


Materials Required

1. Marker Pen
2. Colours
3. Knife
4. Thermacole
5. Cotton




Trace the bird picture, shape on the thermacole and cut using a knife.

Colour with yellow using a cotton.

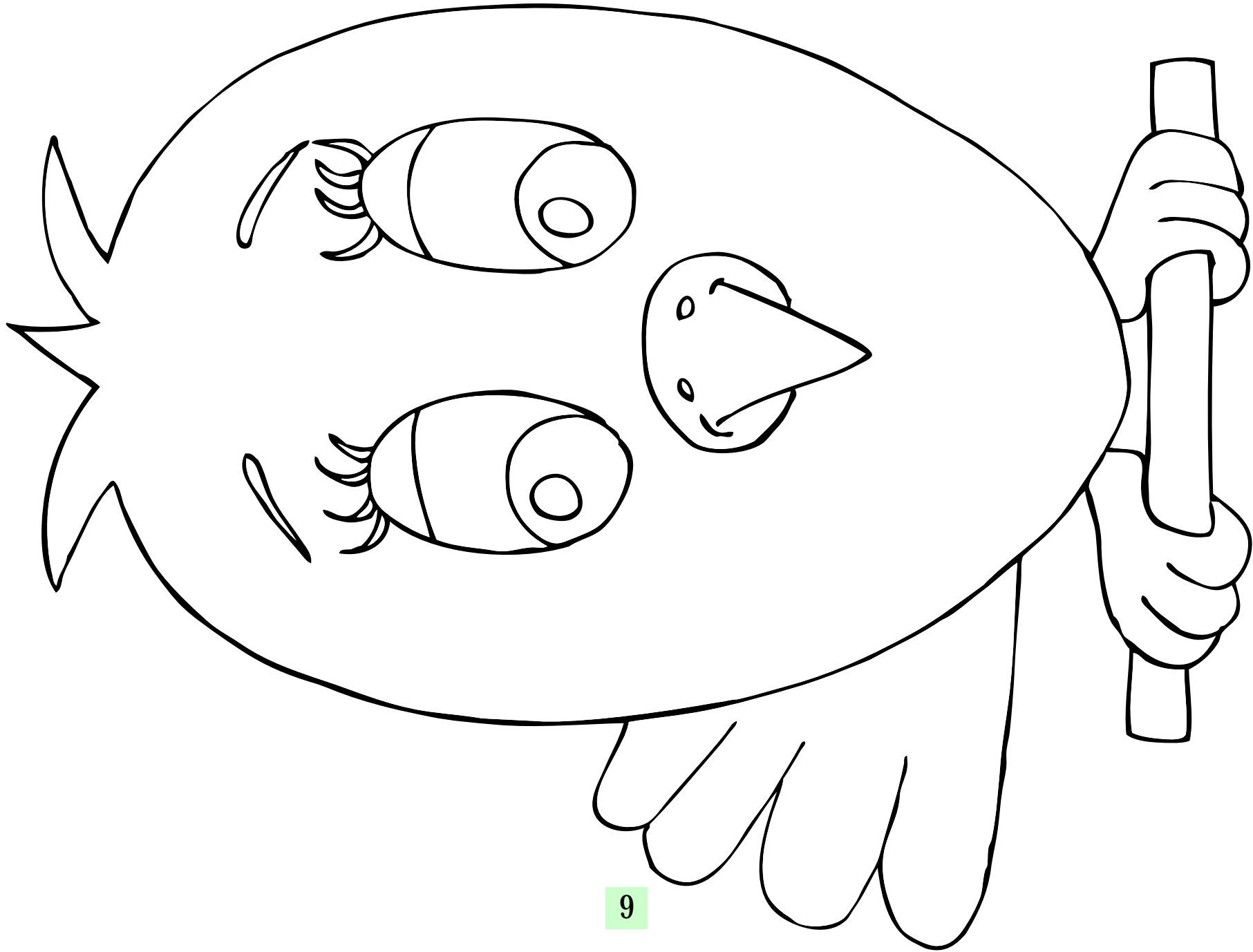


Draw the bird details using a marker pen.

Stick on your room wall.




TRACE THIS PICTURE ON A THERMACOLE




LEARN TO DRAW

CAT


Draw two circles.




Draw the face.



Draw the legs
& ears.

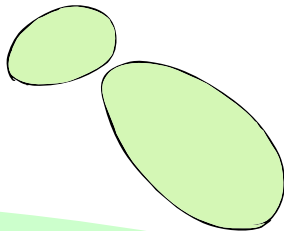


Draw the tail
& complete.




DINOSAUR


Draw two circles.




Draw the body
parts.



Draw the face

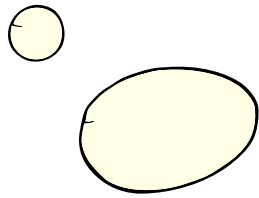


Draw the details.




HEN


Draw two
Circles.




Draw the
Neck & tail.



Draw the
Head details.

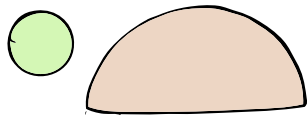


Draw the
Legs & complete.

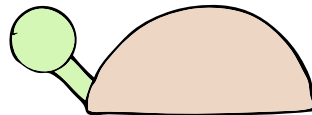


TORTOISE

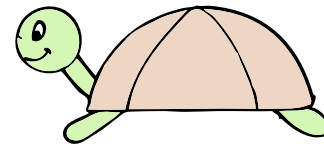
Draw a circle and
semi circle.



Draw the neck.



Draw the face.



Draw the details
& complete.

