


I could be a  o   o



I could be a   i  n  t   r


Dt:

TS:

PS:

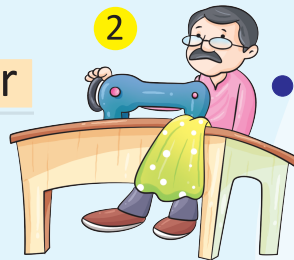
# Our Helpers

Fill in the missing letters to name the helpers and match them to their corresponding activity. **One is done for you.**



D i e r

a i o r



i l o



a e r




T a c r



o l e r


a. flies




b. mends



c. teaches




d. drives



e. stitches



f. bakes



We should always be polite to those who help us.

Dt:

TS:

PS:




# Festivals

Given below are some of the famous festivals celebrated in India.



Diwali



Dussehra




Eid



Holi



Christmas

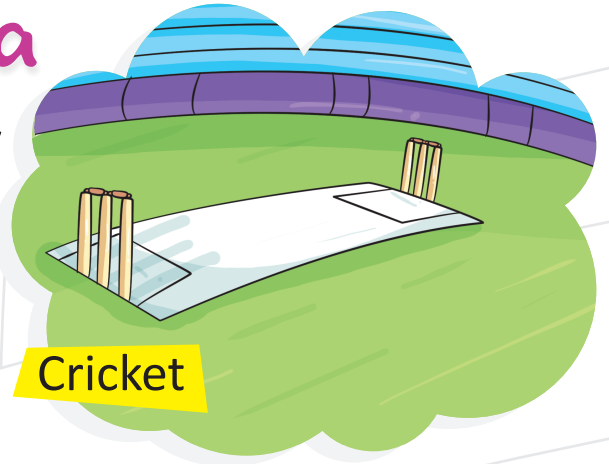





Gurupurab

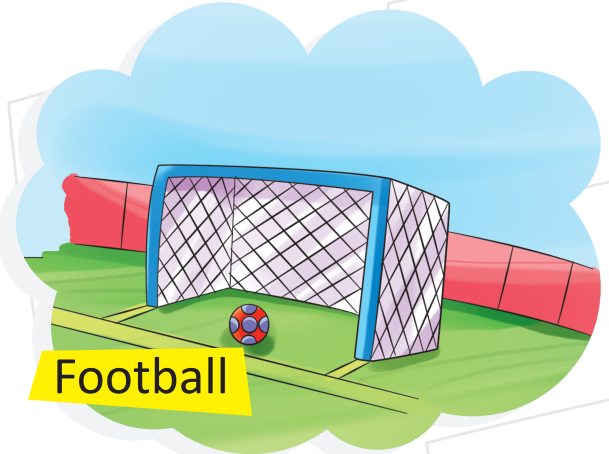


# Popular Sports in India

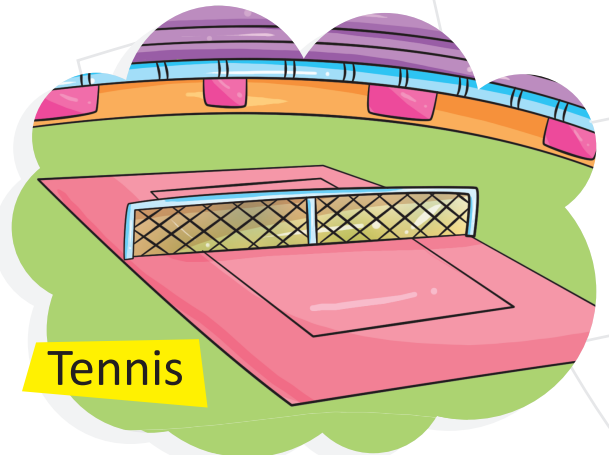
Match the equipment to the sport they are used for.



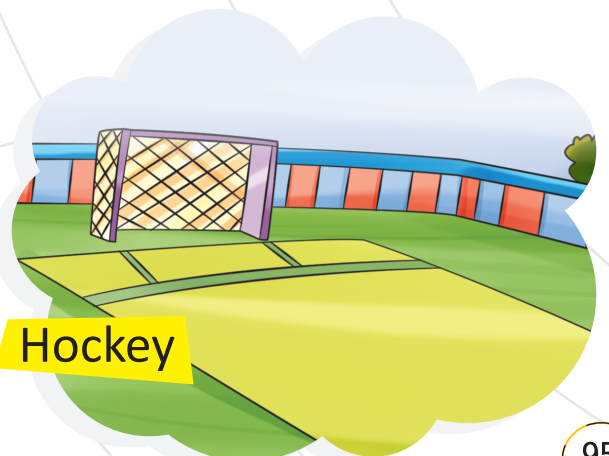
Cricket



Football



Tennis



Hockey

Dt:

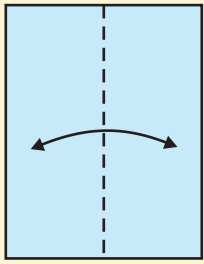
TS:

PS:

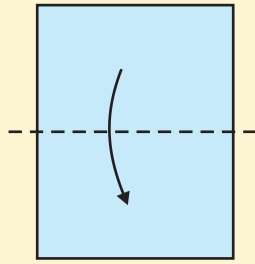


# Paper Boat (Origami)

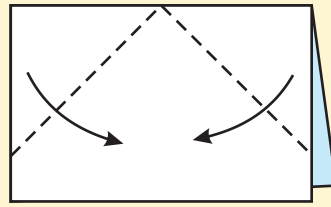
Let us make a Paper Boat.



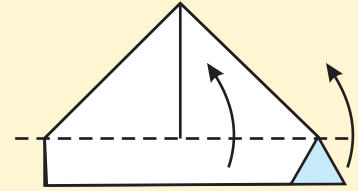
1. Fold in Half



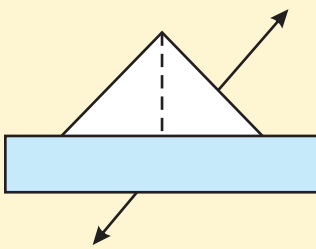
2. Fold in half again



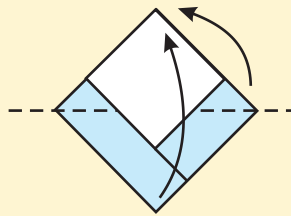
3. Fold in corners



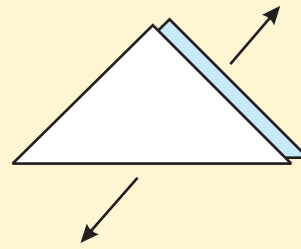
4. Fold up edges on both sides



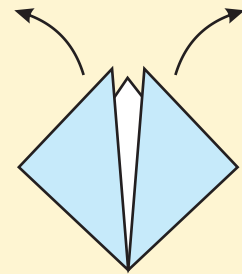
5. Pull the sides out and flatten



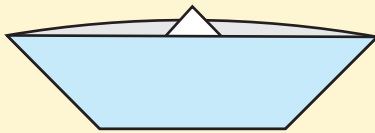
6. Fold front and back layers up



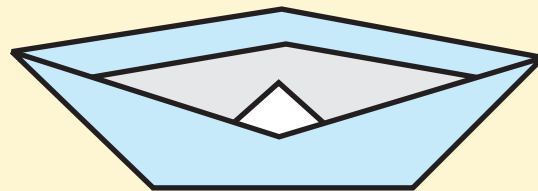
7. Pull sides apart and flatten



8. Pull top flaps outwards



9. Squish the bottom and pull the sides up



10. Your paper boat is ready!

Also trace and colour the boat as you like.

